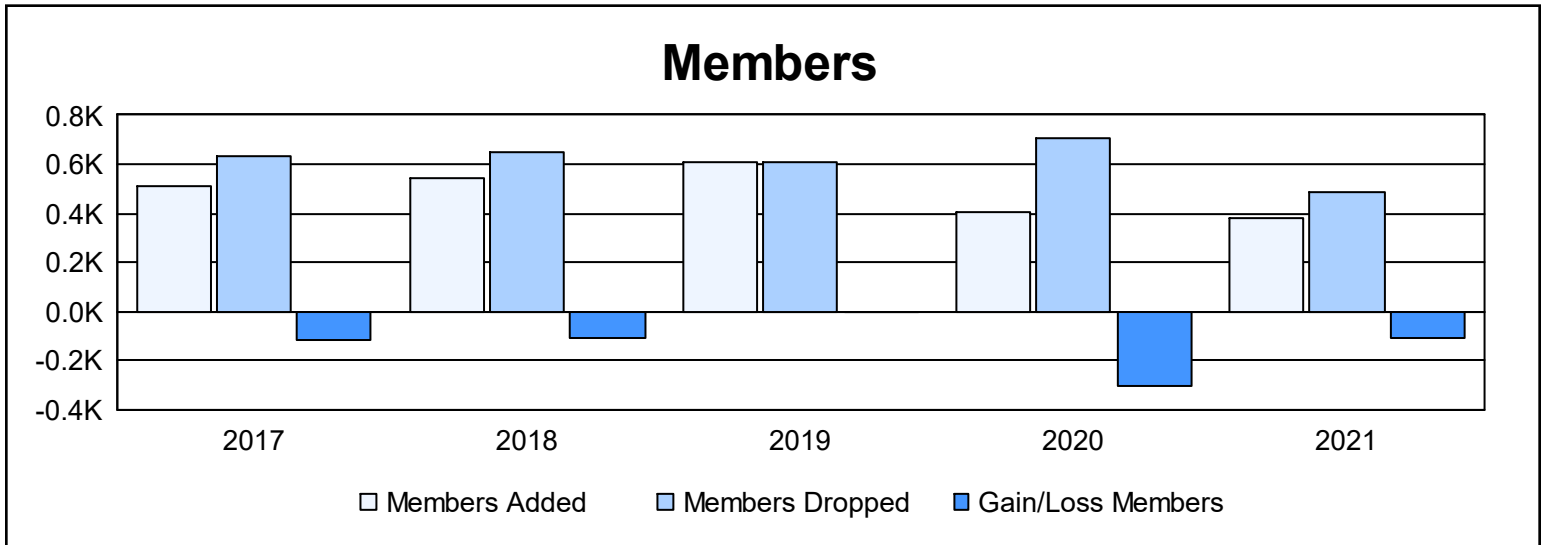
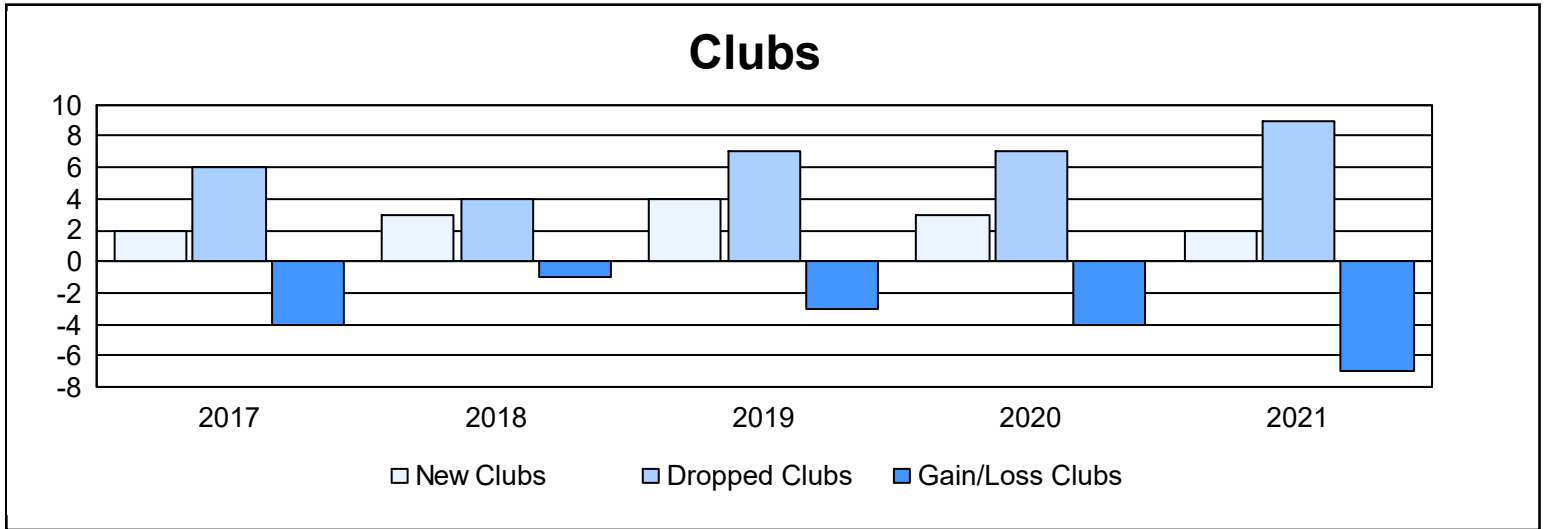
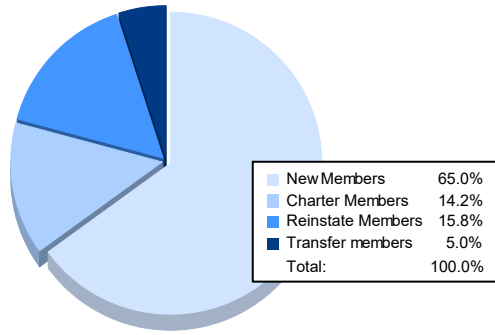


Year	New Clubs	Dropped Clubs	Gain/ Loss Clubs	New Members	Charter Members	Reinstate Members	Transfer Members	Total Member Added	Total Members Dropped	Gain/ Loss Members
2016-2017	2	6	-4	417	48	25	24	514	633	-119
2017-2018	3	4	-1	402	86	47	6	541	652	-111
2018-2019	4	7	-3	427	102	46	33	608	610	-2
2019-2020	3	7	-4	249	78	60	20	407	707	-300
2020-2021	2	9	-7	247	54	60	19	380	485	-105
<b>Average</b>	<b>3</b>	<b>7</b>	<b>-4</b>	<b>348</b>	<b>74</b>	<b>48</b>	<b>20</b>	<b>490</b>	<b>617</b>	<b>-127</b>



### Membership Composition June 2021 Cumulative



### Gender Composition June 2021 Cumulative

